

Scaled data based on original data using  
LM-79-08 Approved Method: Electrical and Photometric Measurements of Solid-  
State Lighting Products

Test Report Prepared for  
Cooper Lighting Solutions  
(formerly Eaton)

Brand: McGRAW-EDISON

Report Number: P386875

Luminaire Tested: **GWC-SA2C-750-U-T3**

Issue Date: 3/3/2020

**Test Information**

Test Method: LM-79-08  
Report Number: P386875  
TEST IS SCALED FROM IESNA LM-79-08 TEST DATA (G2-1903-205-14)  
Test Lab: INNOVATION CENTER  
Issue Date: 3/3/2020  
Manufacturer: COOPER LIGHTING SOLUTIONS (FORMERLY EATON)  
Product Line: MCGRAW-EDISON  
Catalog Number: GWC-SA2C-750-U-T3  
Description: GALLEON WALL LUMINAIRE  
(2) 70 CRI, 5000K, 1050mA LIGHTSQUARES WITH 16 LEDS EACH AND TYPE III OPTICS  
Light Source: -  
Ballast/Driver: ELECTRONIC DRIVER

**Summary**

Lumens per Lamp: N/A  
Luminaire Lumens: 14764 lumens  
Efficiency: N/A  
Efficacy: 130.7 lumens/watt  
Luminous Opening: Rectangular (W 1' x L: 0.5' x H: 0')  
IES Classification: Type III - Short  
BUG Rating: B2 - U0 - G3

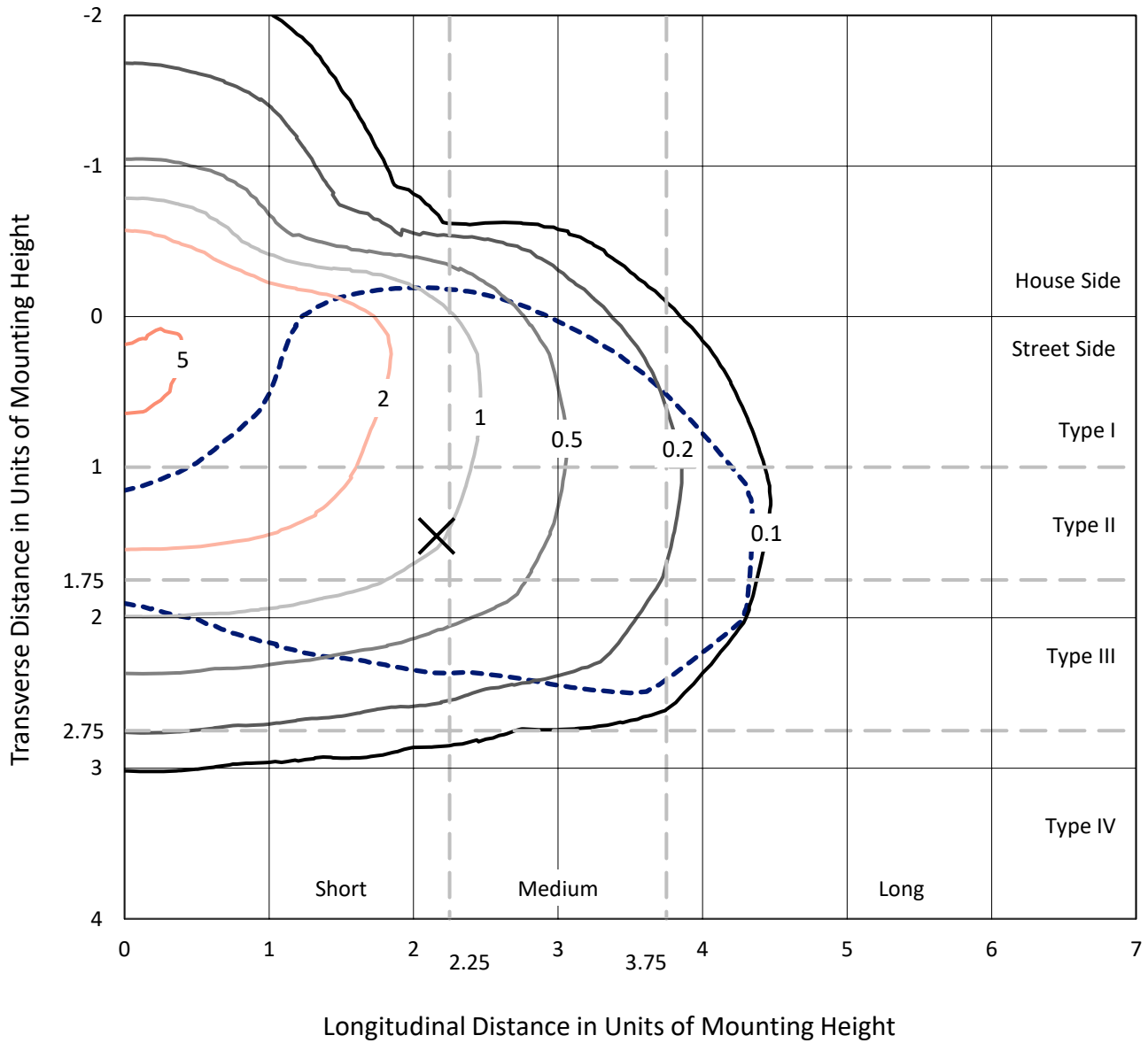
Input Watts (W): 113  
Input Voltage (V): NR  
Input Current (Ain): NR  
Voltage Rise (V): NR  
Power Factor: NR  
Total Harmonic Distortion (THDi): NR  
Frequency (hertz): 60  
Stabilization Time: NR  
Operation Time: NR  
Ambient Temperature (°C): NR  
Test Distance: 24 FT



REPORT NUMBER: P386875  
 CATALOG NUMBER: GWC-SA2C-750-U-T3

### Iso-Footcandle Lines of Horizontal Illumination

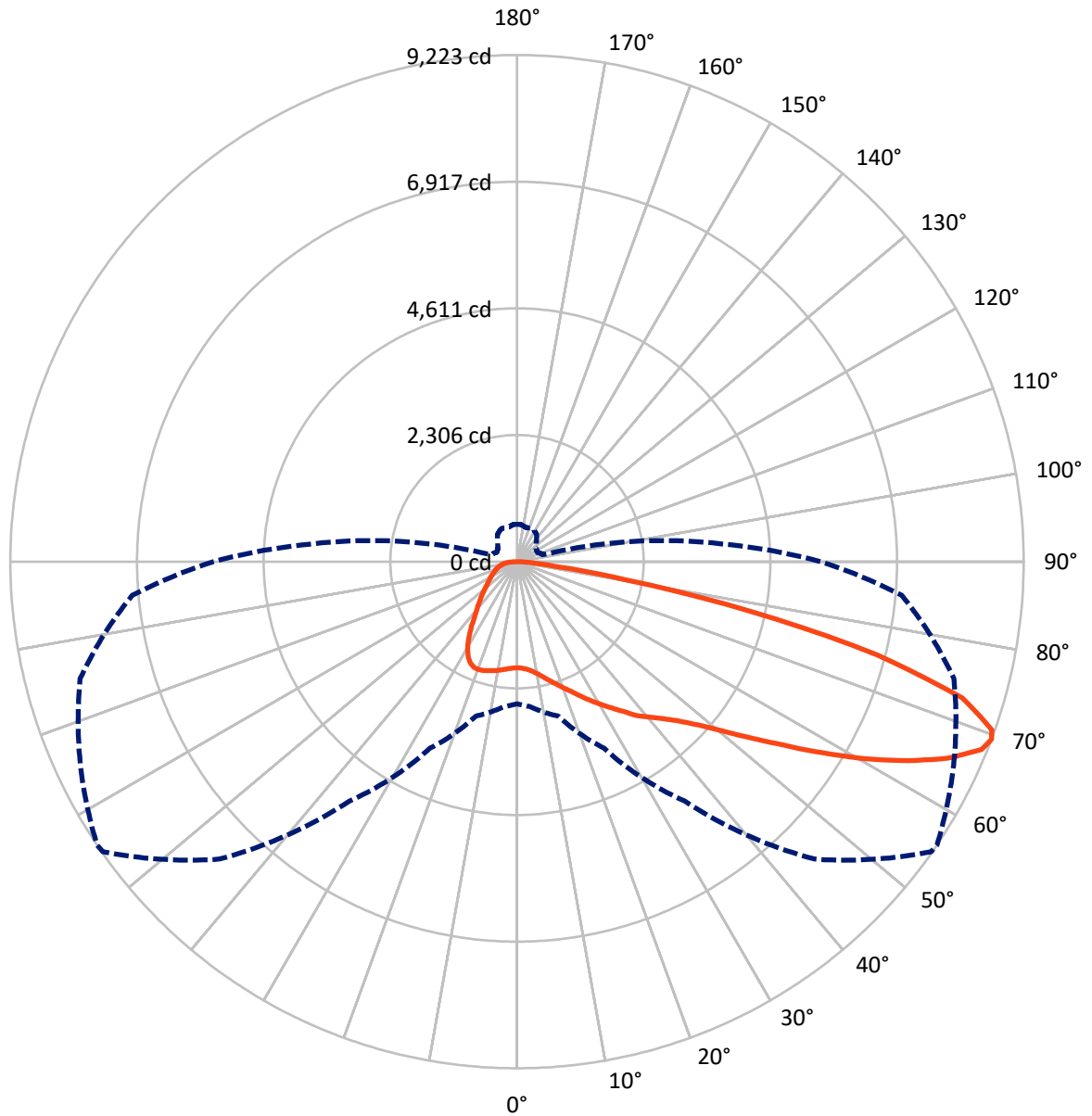
✕ Max cd  
 - - - 1/2 Max cd



Based on 20 foot mounting height. Maximum calculated value = 5.2 fc  
 Type III - Short - N/A

REPORT NUMBER: P386875  
CATALOG NUMBER: GWC-SA2C-750-U-T3

### Luminous Intensity Polar Plot



— Vertical Plane Through 56-Deg Lateral    - - - Horizontal Cone Through 69-Deg Vertical



REPORT NUMBER: P386875

CATALOG NUMBER: GWC-SA2C-750-U-T3

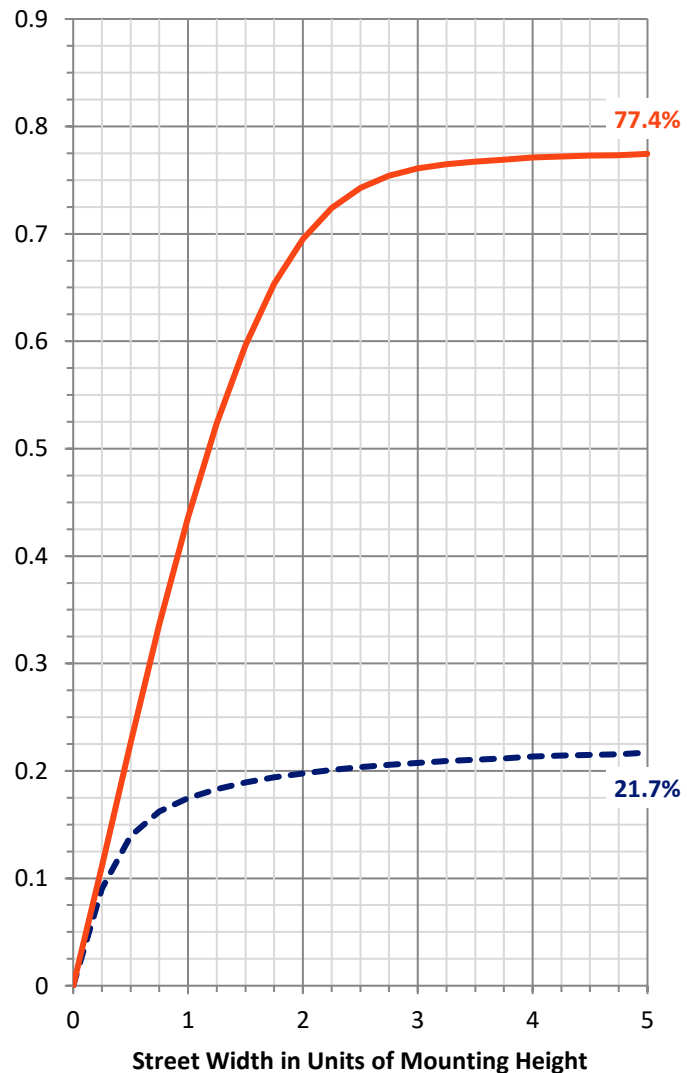
**FLUX DISTRIBUTION:**

		Downward	Upward	Total
<b>House Side</b>	Lumens	3287.9	0.0	3287.9
	% Fixture	22.3	0.0	22.3
<b>Street Side</b>	Lumens	11476.1	0.0	11476.1
	% Fixture	77.7	0.0	77.7
<b>Total</b>	Lumens	14764.0	0.0	14764.0
	% Fixture	100.0	0.0	100.0

**Coefficient of Utilization**

**ZONAL LUMENS:**

Zone	Lumens	% Fixture
0°-10°	189.6	1.3
10°-20°	609.6	4.1
20°-30°	1064.1	7.2
30°-40°	1528.6	10.4
40°-50°	2115.4	14.3
50°-60°	3099.4	21.0
60°-70°	3778.8	25.6
70°-80°	2089.2	14.2
80°-90°	289.4	2.0
90°-100°	0.0	0.0
100°-110°	0.0	0.0
110°-120°	0.0	0.0
120°-130°	0.0	0.0
130°-140°	0.0	0.0
140°-150°	0.0	0.0
150°-160°	0.0	0.0
160°-170°	0.0	0.0
170°-180°	0.0	0.0
0°-90°	14764.0	100.0
0°-180°	14764.0	100.0



REPORT NUMBER: P386875

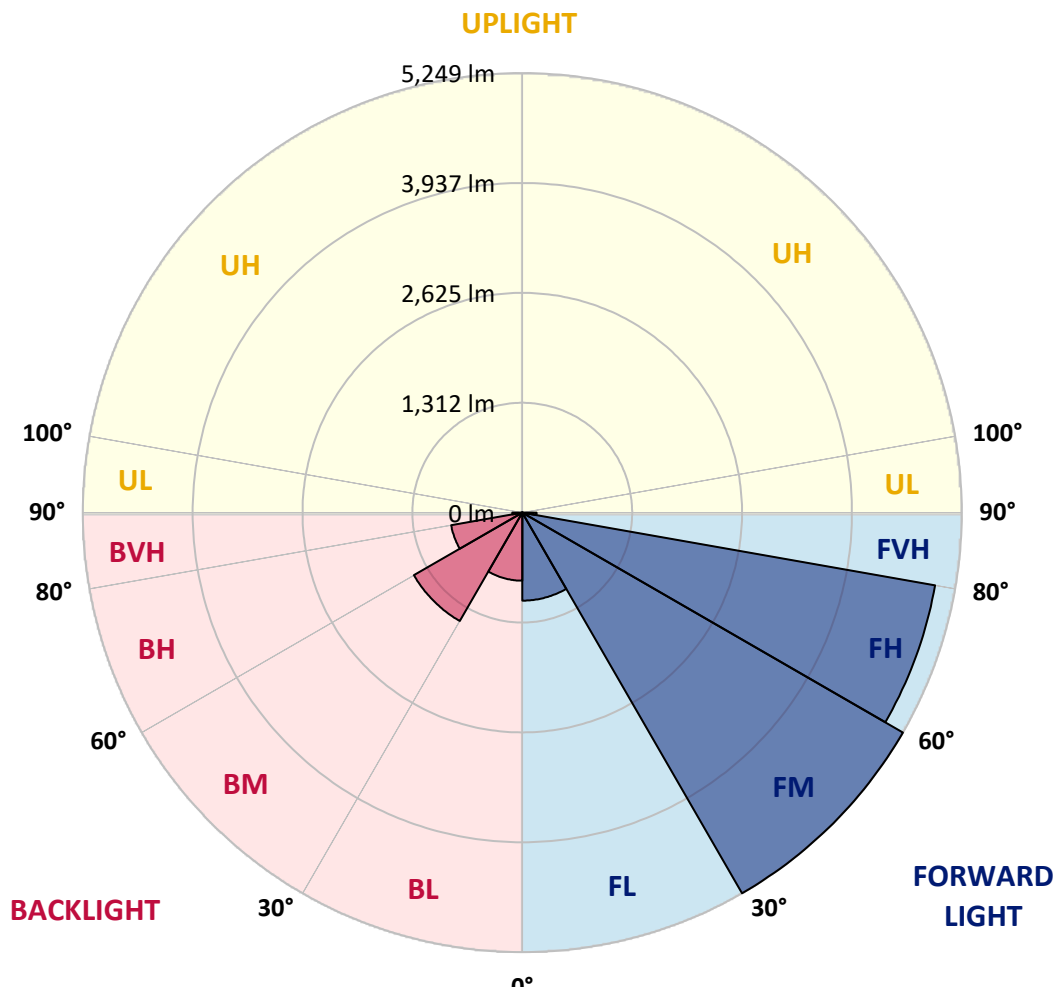
CATALOG NUMBER: GWC-SA2C-750-U-T3

**LUMINAIRE CLASSIFICATION SYSTEM LUMEN TABLE AND BUG RATING:**

Zone	Lumens	% Fixture	Zone Rating/Lumen Limit		
			B	U	G
FL (0°-30°)	1050.8	7.1			
FM (30°-60°)	5249.2	35.6			
FH (60°-80°)	5005.7	33.9			G3/7500
FVH (80°-90°)	170.4	1.2			G2/225
BL (0°-30°)	812.5	5.5	B2/1000		
BM (30°-60°)	1494.3	10.1	B2/2500		
BH (60°-80°)	862.2	5.8	B2/1000		G2/1000
BVH (80°-90°)	118.9	0.8			G2/225
UL (90°-100°)	0.0	0.0		U0/0	
UH (100°-180°)	0.0	0.0		U0/0	

**BUG Rating: B2-U0-G3**

Type III Short





REPORT NUMBER: P386875

CATALOG NUMBER: GWC-SA2C-750-U-T3

**CANDELA DISTRIBUTION (FULL):**

	0°	5°	15°	25°	35°	45°	55°	56°	65°	75°	85°
0°	1930.2	1930.2	1930.2	1930.2	1930.2	1930.2	1930.2	1930.2	1930.2	1930.2	1930.2
2.5°	1942.4	1944.4	1942.9	1947.0	1942.4	1945.4	1942.9	1942.9	1941.4	1936.8	1931.7
5°	1972.9	1977.0	1974.4	1978.5	1972.9	1973.9	1969.3	1969.3	1964.8	1955.1	1944.9
7.5°	2020.7	2025.3	2023.2	2027.3	2019.7	2019.7	2013.6	2013.1	2003.9	1988.2	1976.5
10°	2077.7	2083.8	2081.7	2087.8	2081.7	2083.8	2077.7	2077.7	2065.5	2043.1	2028.3
12.5°	2160.6	2168.2	2162.6	2162.1	2159.6	2163.6	2158.5	2157.5	2146.3	2115.8	2095.5
15°	2271.4	2279.6	2267.9	2266.9	2252.6	2251.1	2251.1	2249.6	2242.5	2205.8	2172.3
17.5°	2399.1	2401.7	2391.5	2375.2	2356.9	2345.2	2343.7	2347.7	2347.7	2305.0	2251.6
20°	2524.2	2528.8	2520.7	2502.4	2479.0	2461.7	2449.5	2457.6	2457.1	2406.2	2330.4
22.5°	2660.5	2671.2	2659.0	2635.6	2608.1	2588.8	2567.5	2574.6	2575.1	2512.5	2407.8
25°	2837.0	2827.4	2819.7	2786.7	2747.5	2727.7	2707.8	2715.0	2712.9	2627.0	2487.6
27.5°	2993.2	2995.2	2985.0	2949.9	2904.7	2860.9	2859.9	2864.5	2856.9	2746.0	2562.9
30°	3174.7	3175.8	3161.5	3130.0	3080.6	3024.2	3011.0	3018.6	3002.3	2858.9	2642.2
32.5°	3355.3	3360.4	3344.6	3306.5	3266.8	3198.1	3171.7	3176.8	3136.1	2974.3	2724.1
35°	3513.5	3520.6	3515.5	3490.1	3446.8	3387.8	3356.3	3353.3	3302.9	3115.7	2832.4
37.5°	3674.7	3681.3	3675.7	3654.4	3637.1	3574.5	3557.7	3557.7	3470.2	3260.2	2970.3
40°	3840.5	3850.7	3844.1	3814.6	3799.8	3771.3	3731.2	3721.5	3626.9	3433.6	3195.1
42.5°	3994.6	4007.8	4034.3	4017.0	3987.0	3991.1	3910.2	3905.1	3835.9	3690.0	3477.4
45°	4213.3	4232.6	4277.4	4264.2	4258.1	4235.7	4139.6	4135.0	4108.5	4034.8	3827.8
47.5°	4451.9	4478.3	4559.2	4561.7	4627.3	4585.1	4454.4	4438.6	4444.7	4447.8	4255.5
50°	4671.6	4700.6	4833.3	4895.9	5050.5	5059.6	4850.6	4836.4	4860.3	4930.5	4754.0
52.5°	4847.0	4883.7	5049.5	5242.7	5507.7	5583.0	5338.4	5327.7	5345.5	5466.5	5317.5
55°	4975.7	5015.4	5195.9	5547.9	5971.1	6103.8	5899.9	5889.7	5900.9	6055.0	5930.4
57.5°	5005.7	5015.4	5277.3	5753.4	6362.2	6681.1	6587.0	6566.6	6511.7	6646.0	6606.8
60°	4864.8	4903.5	5210.2	5825.6	6664.8	7250.2	7305.1	7279.7	7125.6	7235.5	7203.9
62.5°	4579.0	4648.2	4959.4	5715.7	6783.3	7715.1	8009.6	7979.1	7713.6	7784.8	7633.2
65°	4112.1	4141.6	4468.6	5336.8	6632.8	8012.6	8637.7	8622.4	8288.3	8176.9	7712.5
67.5°	3277.0	3332.4	3610.1	4544.9	6016.8	7977.5	9123.4	9121.9	8663.6	8322.4	7431.3
69°	2588.8	2646.3	2910.8	3743.9	5324.1	7656.6	9204.8	9222.6	8769.4	8233.9	7029.5
70°	2063.9	2130.6	2312.1	3153.4	4709.2	7233.4	9137.2	9169.2	8749.1	8087.9	6658.7
72.5°	878.4	932.3	1061.5	1625.5	2870.1	5401.4	8354.4	8475.5	8277.6	7402.3	5503.1
75°	383.5	400.3	458.8	662.7	1274.1	2939.8	6544.8	6768.6	7077.8	6256.9	4099.4
77.5°	280.8	287.9	319.9	389.1	571.7	1110.3	4208.7	4338.9	5104.4	4553.1	2514.6
80°	217.2	222.3	247.2	285.8	373.3	449.1	1919.5	2031.4	2870.1	2338.6	1047.2
82.5°	172.9	176.5	193.8	210.6	257.9	272.1	637.3	707.0	1059.4	645.9	277.2
85°	160.7	164.8	170.9	153.6	165.3	159.7	275.7	288.4	319.9	253.8	116.0
87.5°	72.7	86.0	169.4	119.5	88.0	70.2	112.9	118.0	132.7	133.3	51.4
90°	0.0	0.0	0.0	0.0	0.0	0.0	0.0	0.0	0.0	0.0	0.0



REPORT NUMBER: P386875  
 CATALOG NUMBER: GWC-SA2C-750-U-T3

**CANDELA DISTRIBUTION (continued):**

	90°	95°	105°	115°	125°	135°	145°	155°	165°	175°	180°
0°	1930.2	1930.2	1930.2	1930.2	1930.2	1930.2	1930.2	1930.2	1930.2	1930.2	1930.2
2.5°	1934.7	1933.2	1935.8	1929.7	1937.3	1936.8	1934.2	1935.3	1940.3	1939.8	1940.3
5°	1946.4	1945.4	1948.5	1943.9	1953.1	1956.1	1956.6	1961.2	1966.8	1968.3	1968.3
7.5°	1975.9	1975.9	1977.5	1971.4	1977.5	1977.0	1974.4	1979.0	1984.6	1985.1	1984.6
10°	2026.8	2027.3	2024.8	2009.0	2003.9	1990.2	1977.5	1978.0	1985.1	1990.7	1992.2
12.5°	2090.9	2088.9	2077.7	2048.7	2027.3	1999.3	1986.1	1985.6	1992.7	1997.3	1998.8
15°	2164.1	2158.5	2129.5	2082.2	2044.6	2017.1	1995.8	1990.7	1986.6	1981.5	1982.0
17.5°	2233.3	2220.6	2172.3	2106.7	2067.0	2030.4	1989.2	1956.1	1933.2	1920.0	1915.9
20°	2303.5	2278.6	2208.9	2129.5	2079.2	2012.6	1933.2	1866.1	1824.4	1805.1	1801.5
22.5°	2367.6	2327.4	2243.0	2153.5	2069.5	1952.5	1827.9	1730.3	1672.3	1646.4	1648.4
25°	2430.1	2374.2	2278.6	2170.2	2020.7	1846.8	1681.5	1561.4	1494.3	1465.3	1464.3
27.5°	2485.1	2421.5	2317.2	2156.5	1929.7	1696.2	1508.0	1391.0	1335.1	1310.2	1306.1
30°	2548.1	2481.0	2368.6	2104.1	1796.4	1522.3	1338.7	1256.3	1216.6	1191.7	1187.1
32.5°	2624.9	2561.9	2410.8	2009.0	1626.0	1340.7	1206.4	1148.9	1112.8	1084.9	1079.8
35°	2736.8	2668.7	2421.5	1872.7	1438.9	1197.3	1109.3	1050.3	1001.5	965.3	961.8
37.5°	2877.2	2802.4	2397.1	1696.2	1257.3	1104.2	1028.4	955.7	892.1	841.2	833.1
40°	3079.6	2966.7	2329.4	1492.8	1123.5	1032.5	949.6	866.7	787.8	728.3	716.6
42.5°	3322.7	3159.5	2225.7	1290.3	1025.4	959.7	871.2	768.5	693.2	651.0	644.9
45°	3632.0	3359.9	2081.7	1113.3	928.7	887.0	786.8	692.2	645.4	614.4	609.3
47.5°	3985.0	3584.7	1930.7	969.4	846.8	818.9	719.2	658.1	621.0	596.6	592.0
50°	4418.8	3838.5	1770.5	851.4	764.4	737.0	687.1	639.3	609.8	591.0	586.4
52.5°	4908.1	4124.8	1655.0	758.3	696.3	676.4	670.3	629.1	605.2	591.0	586.4
55°	5435.0	4416.3	1530.4	680.0	637.3	642.9	659.2	630.2	613.9	596.6	590.0
57.5°	5962.4	4717.3	1391.6	613.9	590.5	618.0	651.5	632.2	618.5	601.7	595.6
60°	6379.5	4908.1	1176.4	558.5	553.4	590.5	633.2	616.9	599.1	599.6	598.6
62.5°	6574.3	4897.9	938.9	509.1	516.2	553.4	603.7	593.0	578.3	598.1	599.6
65°	6464.9	4653.8	730.9	464.4	476.6	514.7	573.2	581.3	586.4	624.6	629.7
67.5°	6006.2	4178.7	566.1	425.2	440.5	488.3	576.3	633.2	639.8	680.0	679.5
69°	5531.6	3733.2	491.8	404.9	422.7	494.9	615.9	666.3	641.4	684.1	678.0
70°	5133.9	3380.7	452.2	391.1	414.5	506.6	642.4	665.8	633.7	670.3	660.2
72.5°	3953.9	2432.2	383.5	365.7	387.1	484.7	650.0	651.0	615.9	623.0	605.8
75°	2711.9	1537.0	334.7	331.1	345.3	436.9	625.6	622.0	569.6	559.5	545.2
77.5°	1495.3	780.7	284.3	298.0	307.7	387.1	568.6	563.5	520.3	498.9	493.9
80°	576.8	341.8	240.1	265.0	271.1	335.2	498.4	493.9	457.7	430.3	422.7
82.5°	217.7	179.0	198.4	229.4	227.3	276.7	422.1	419.6	384.5	344.3	332.1
85°	100.7	107.3	157.2	189.2	174.5	205.0	337.7	342.3	299.6	251.8	251.8
87.5°	42.7	60.0	111.4	142.9	117.5	138.3	247.7	236.5	217.2	150.5	141.4
90°	0.0	0.0	0.0	0.0	0.0	0.0	0.0	0.0	0.0	0.0	0.0



Signify Classified - Internal  
Cooper Lighting Solutions Photometric Lab  
1121 Highway 74 South  
Peachtree City, GA 30269

Scaled Data Report



Report Generated By 670245982

Signify Classified - Internal  
Cooper Lighting Solutions Photometric Lab  
1121 Highway 74 South  
Peachtree City, GA 30269

Scaled Data Report



Signify Classified - Internal  
Cooper Lighting Solutions Photometric Lab  
1121 Highway 74 South  
Peachtree City, GA 30269

Scaled Data Report



Signify Classified - Internal  
Cooper Lighting Solutions Photometric Lab  
1121 Highway 74 South  
Peachtree City, GA 30269

Scaled Data Report



Signify Classified - Internal  
Cooper Lighting Solutions Photometric Lab  
1121 Highway 74 South  
Peachtree City, GA 30269

Scaled Data Report



--- HS — SS

Signify Classified - Internal  
Cooper Lighting Solutions Photometric Lab  
1121 Highway 74 South  
Peachtree City, GA 30269

Scaled Data Report



u

Signify Classified - Internal  
Cooper Lighting Solutions Photometric Lab  
1121 Highway 74 South  
Peachtree City, GA 30269

Scaled Data Report



Signify Classified - Internal  
Cooper Lighting Solutions Photometric Lab  
1121 Highway 74 South  
Peachtree City, GA 30269

Scaled Data Report



(END OF REPORT)